

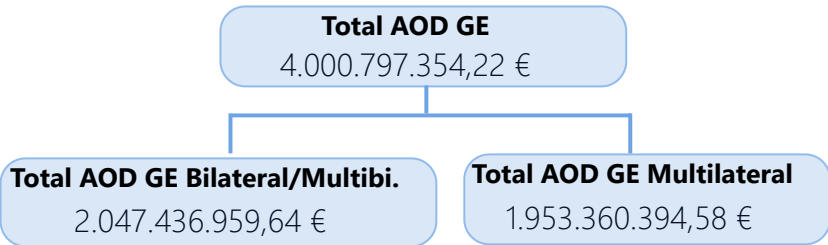
El avance de AOD GE de la Cooperación Española en 2022 registra un volumen de 4.000,8 M€, el 0,30% de AOD sobre la Renta Nacional Bruta, **cuatro centésimas más que en 2021**. Con estas cifras España se sitúa en la **decimosegunda posición por volumen de AOD** dentro de la OCDE, y en la **vigésima posición en porcentaje de AOD respecto de la RNB**.

De acuerdo con la Ley de Cooperación Internacional para el Desarrollo (Ley 1/2023) que asigna a la Secretaría de Estado de Cooperación Internacional, las competencias relativas a la programación, dirección, coordinación, seguimiento y evaluación de la política de cooperación para el desarrollo, la Dirección General de Políticas de Desarrollo Sostenible presenta los **datos de Avance de AOD Española de 2022**.

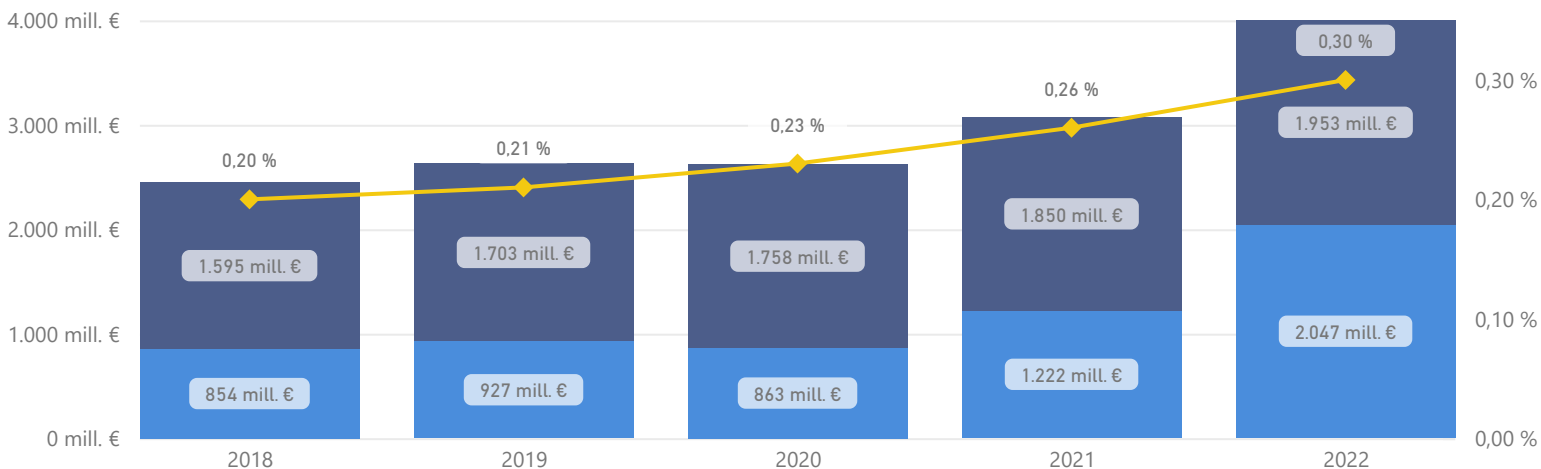
Tabla Avance 2022

	2021	2022	Variación
AOD GE (M€)	3.072,34	4.000,79	30,22%
AOD GE/RNB %	0,26%	0,30%	0,04 p.p.

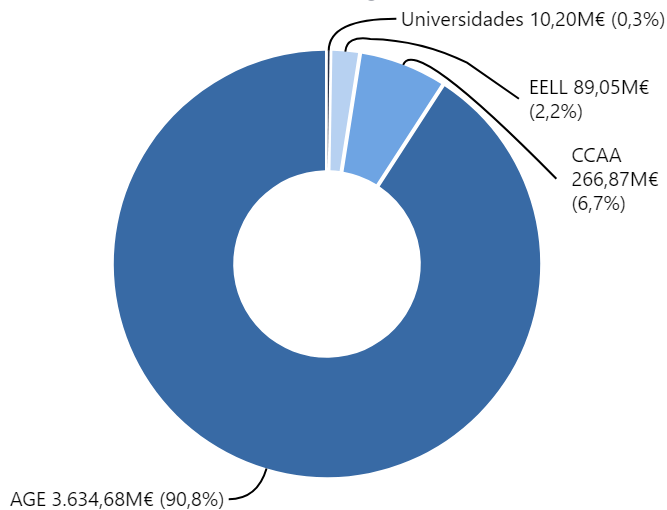
Distribución AOD GE por Vía de Canalización



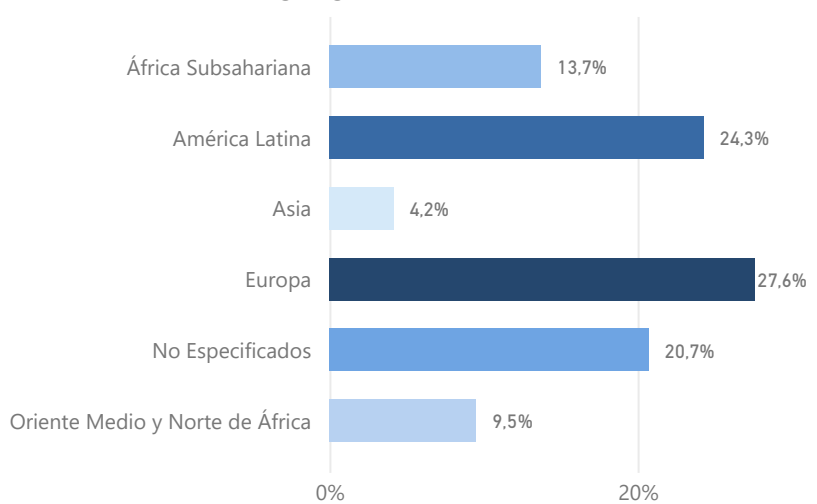
● AOD GE Bilateral/Multilateral ● AOD GE Multilateral ◆ % AOD/RNB



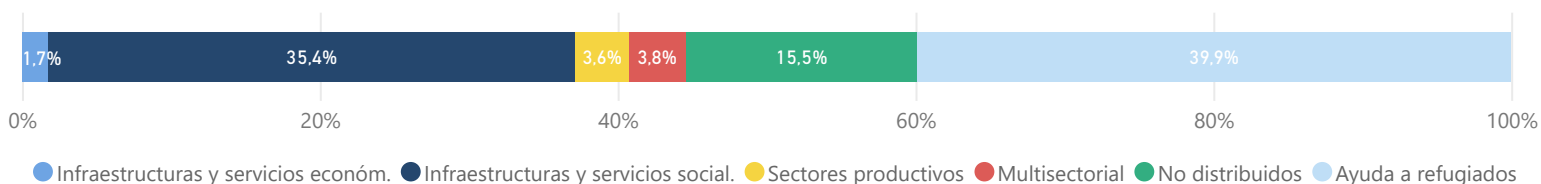
Distribución AOD GE por Agente



Distribución AOD GE geográfica



Distribución AOD GE sectorial



● Infraestructuras y servicios económ. ● Infraestructuras y servicios social. ● Sectores productivos ● Multisectorial ● No distribuidos ● Ayuda a refugiados

ADVANCE QUESTIONNAIRE ON MAIN ODA AGGREGATES

(2023 Edition)

Reporting Country:

Spain

Exchange rates used:
2022 1 \$ U.S. = 0,9509

DISBURSEMENTS AND GRANT EQUIVALENTS	Row	2021		2022 (1)	
		1140	1160	1140	1160
DEVELOPING COUNTRIES (2)		EUROS			
GRANT EQUIVALENTS					
Official Development Assistance, grant equivalent measure	11010		3.079,58		4.000,80
I. Bilateral ODA.....	11015		1.229,58		2.047,44
Grants.....	11016		1.245,86		2.035,34
Grant equivalents of bilateral loans.....	11017		5,96		3,70
Grant equivalents of debt relief.....	11026				0,19
Other, net flows.....	11018		-22,23		8,21
Private sector instruments - institutional approach.....	11023				
Private sector instruments - instrument approach.....	11024		-22,23		8,21
II. Multilateral ODA.....	12000		1.850,00		1.953,36
Grants and capital subscriptions.....	12100		1.850,00		1.953,36
Grant equivalent of loans.....	12110				0,00
GROSS NATIONAL INCOME AT MARKET PRICES.....	001		1.198.380,00		1.343.040,40
ODA grant equivalent as per cent of GNI.....	11002		0,26		0,30
Population (million).....	004		47,35		47,62
FLows					
Official Development Assistance, net.....	1010	2.837,28		3.783,04	
I. Bilateral ODA, net.....	1015	987,27		1.829,68	
<i>Breakdown by co-operation modalities</i>					
a. Budget support.....	1100	0,64		3,00	
b. Bilateral core support & pooled programmes & funds.....	1200	406,50		523,25	
c. Project-type interventions.....	1300	240,27		299,50	
d. Experts and other technical assistance.....	1400	38,15		47,55	
e. Debt relief (3).....	1600			0,19	
f. Administrative costs not included elsewhere.....	1700	97,10		113,00	
g. Other (4).....	8900	204,62		843,20	
of which:					
In-donor refugee costs.....	1820	196,25		808,70	
of which: Support to refugees and asylum seekers in other provider countries..	1826				
<i>Financial instruments</i>					
a. Grants (4).....	1921	1.245,86		2.035,53	
of which: Recoveries on grants.....	1900	-12,12		-1,09	
b. Non grants, gross.....	1922	33,86		49,91	
c. Non grants, net (3).....	1924	-258,58		-205,85	
of which: Offsetting entry for debt forgiveness.....	1630				
II. Multilateral ODA, net.....	2000	1.850,00		1.953,36	
<i>Multilateral contributions to:</i>					
a. United Nations.....	2101	113,12		135,02	
b. EU.....	2102	1.261,03		1.450,18	
c. World Bank (AMCs, IDA, IBRD, IFC, MIGA).....	547	264,40		205,59	
d. Regional development banks and funds.....	2105	92,82		54,51	
e. Other.....	069	118,64		108,06	
Memo items:					
1. Recipient breakdown of bilateral ODA, net:					
a. to LDCs (2).....	029	137,61		282,64	
b. to Africa.....	8834	181,38		485,29	
c. to Sub-Saharan Africa, total.....	039	168,98		344,41	
of which: Debt relief grants (3).....	8839			0,19	
d. to Ukraine, total.....	8861	0,06		81,15	
of which: humanitarian aid.....	8862				
2. World Bank Income Groups (5), net:					
a. to Low income (GNI per capita <= USD 1 085 in 2021).....	8841	130,94		242,01	
b. to Low middle income (GNI per capita between USD 1 086 and USD 4 255 in 2021)...	8842	166,24		696,30	
c. to Upper middle income (GNI per capita USD 4 256 and USD 13 205 in 2021).....	8843	137,74		244,08	
d. to High income (GNI per capita of >= USD 13 205 in 2021).....	8844	-2,82		-6,60	
3. Sectoral breakdown of bilateral ODA, gross:					
a. Humanitarian aid.....	070	128,99		143,59	
of which: Short-term reconstruction.....	088	4,09		3,60	
b. Development food aid.....	060	5,29		6,30	
4. COVID-19 related activities					
a. Total ODA for COVID-19 activities.....	8851	444,27		289,61	
of which to the health sector.....	8852	314,02		204,70	
of which total ODA for vaccine donations.....	8853	230,89		175,73	
doses in excess from domestic supply (6).....	8854	230,89		175,73	
doses bought specifically for developing countries.....	8855				
ancillary costs if separately identifiable.....	8856				
5. Debt relief grants, gross.....	087	2,66		0,19	
6. Total gross ODA.....	1920	3.141,84		4.039,88	
7. ODA loans provided in SDRs.....	1925				

Para más información se puede consultar la metodología:

<https://infood.maec.es/>

Enlace a la nota de prensa sobre el Avance de la AOD 2022 de la OCDE:

<https://www.oecd.org/dac/foreign-aid-surges-due-to-spending-on-refugees-and-aid-for-ukraine.htm>